

GF1 Lift-Off Moulded Hinges

Features

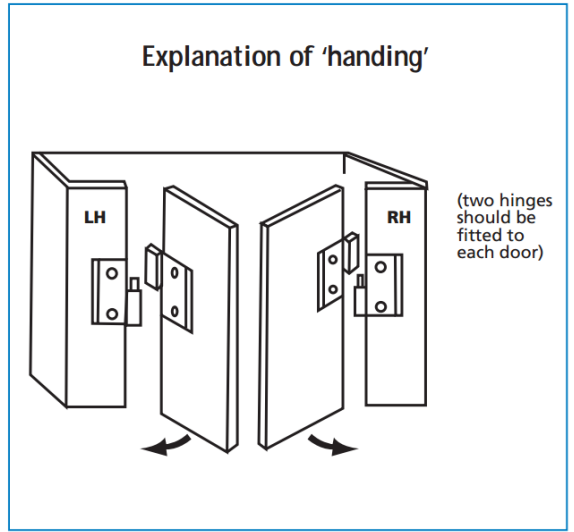
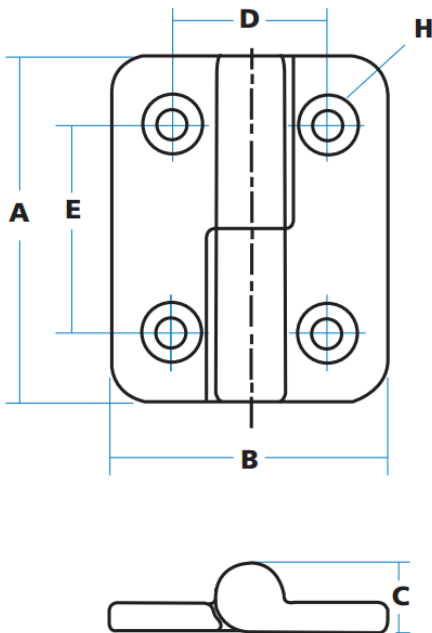

- Large size, with integral dust seal
- Designed for corrosion resistance, made from self-colour composite material, with a stainless pin 'buried' within the hinge and fitted with an 'O'-ring to stop dirt and debris from entering
- Moulded for strength and good appearance
- Hinge opens fully forward to 180°, and backward to 110° from vertical
- Available in left-hand and right-hand versions

Material

- Moulded in 30% glass-filled, UV-stabilized nylon
- Black, self-coloured with fine-textured finish

Product Performance

- Max. axial loading: 10,870 N
- Max. radial loading: 2,420 N
- Endurance testing: 60,000 cycles (rig-tested to withstand salt / spray & debris injection)



Part No.	Type	A	B	C	D	E	H	Leaf Thickness	Pin Diameter
GF1-G04442	Right-hand	100	80	20	45	60	8.5 mm, c/s 18 mm	8.5	10
GF1-G04443	Left-hand								